

Tropical Digital Scroll VRF

With wide choice of outdoor and indoor unit, Eurokool can provide suitable VRF system for different application area, to give you a set of integrated air condition solution.

Outdoor Unit

Basic Model

8HP/10HP



12HP



Recommended Combination

	8HP	10HP	12HP
16HP	● ●		
18HP	●	●	
20HP		● ●	
22HP		●	●
24HP			● ●
26HP	● ●	●	
28HP	●	● ●	
30HP	●	●	●
32HP		● ●	●
34HP		●	● ●
36HP			● ● ●

Product Line Up **EUROKOOL**

One-way Cassette



MDV-D XX Q1/N1-C

Model	28	36	45	56	71
Capacity	2.8kW	3.6kW	4.5kW	5.6 kW	7.1 kW

Two-way Cassette



MDV-D XX Q2/N1

Model	22	28	36	45	56	71
Capacity	2.2kW	2.8kW	3.6kW	4.5kW	5.6 kW	7.1kW

Compact four-way Cassette



MDV-D XX Q4/N1-A3

Model	22	28	36	45
Capacity	2.2kW	2.8kW	3.6kW	4.5kW

Four-way Cassette



MDV-D XX Q4/N1-D

Model	28	36	45	56	71
Capacity	2.8kW	3.6kW	4.5kW	5.6 kW	7.1 kW

Model	80	90	100	112	140
Capacity	8.0 kW	9.0 kW	10.0 kW	11.2 kW	14.0 kW

Slim Duct(Low Static Pressure)



MDV-D XX T3/N1-B

Model	18	22	28	36	45	56
Capacity	1.8kW	2.2kW	2.8kW	3.6kW	4.5kW	5.6 kW

Medium Static Pressure Duct(A5)



MDV-D XX T2/N1X-BA5

Model	22	28	36	45	56
Capacity	2.2kW	2.8kW	3.6kW	4.5kW	5.6 kW

Model	71	80	90	112	140
Capacity	7.1kW	8.0 kW	9.0 kW	11.2 kW	14.0 kW




High Static Pressure Duct



MDV-D XX DL/N1-C

Model	71	80	90	112	
Capacity	7.1kW	8.0 kW	9.0 kW	11.2 kW	
Model	140	160	200	250	280
Capacity	14.0 kW	16.0 kW	20.0 kW	25.0 kW	28.0 kW

Ceiling & Floor



MDV-D XX DL/N1-C

Model	36	45	56	71
Capacity	3.6kW	4.5kW	5.6 kW	7.1kW
Model	80	90	112	140
Capacity	8.0 kW	9.0 kW	11.2 kW	14.0 kW

Wall-mounted type



MDV-D XX G/N1-S

MDV-D XX G/N1-YB

MDV-D XX G/DN1-S

MDV-D XX G/DN1-YB

Model	22	28	36	45	56
Capacity	2.2kW	2.8kW	3.6kW	4.5kW	5.6 kW

Floor Standing



MDV-D XX Z/N1-F1(F2)B

MDV-D XX Z/N1-F4(F5)B

MDV-D XX Z/N1-F3B

Model	22	28	36	45
Capacity	2.2kW	2.8kW	3.6kW	4.5kW
Model	56	71	80	
Capacity	5.6 kW	7.1kW	8.0 kW	

Console

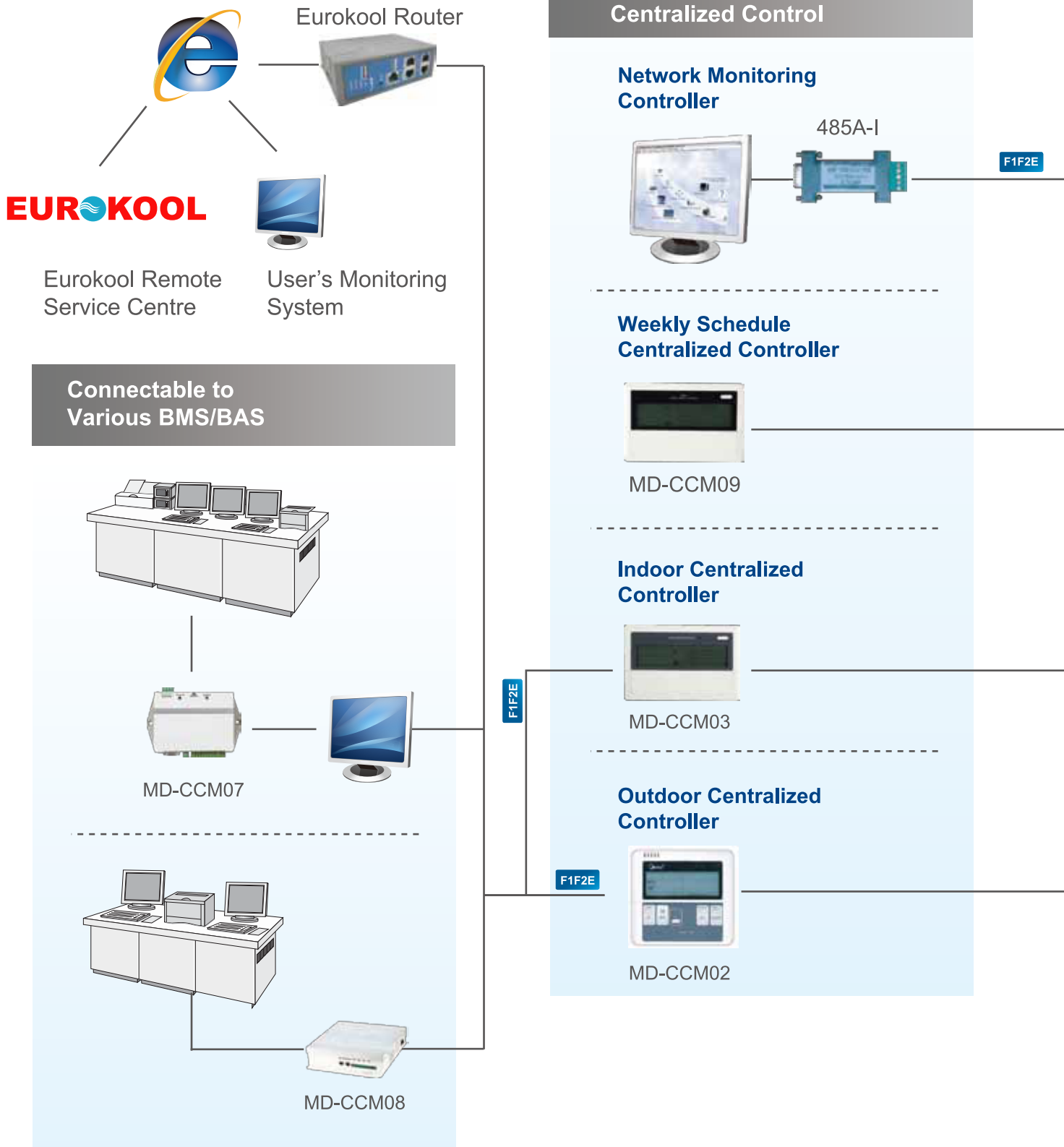


MDV-D XX Z/DN1-B

Model	22	28	36	45
Capacity	2.2kW	2.8kW	3.6kW	4.5kW



Building Management System



Note: The wires in the diagram show the signal flows only, while not represent the actual connecting ways.



Remote Control

Wire Controller

- KJR-10B
- KJR-12B
- KJR-90A




Remote Controller

- RM05
- R05
- R06
- R11
- R71
- R51



Accessories

Card-key Interface




MD-NIM05

Infrared Sensor



MD-NIM09



Outdoor units

XYE

K1K2E